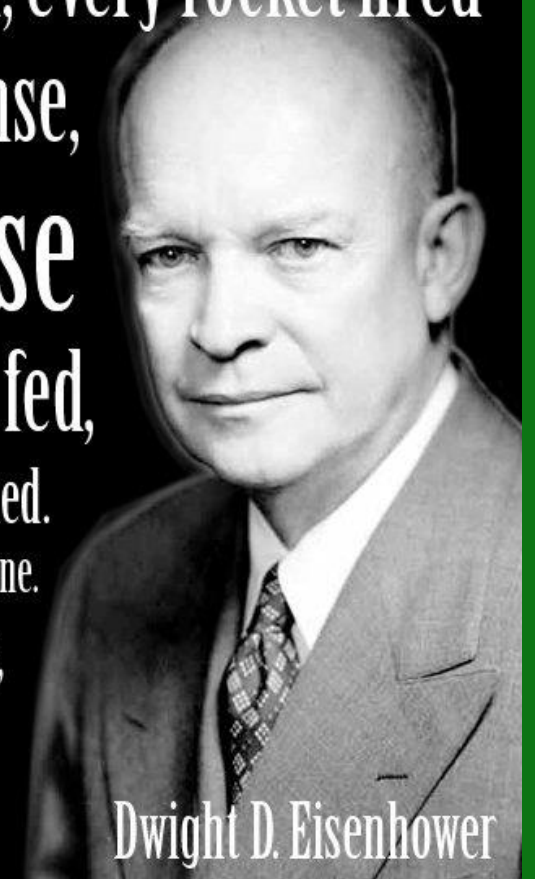


**“I WANT
YOU TO
ACT AS IF
THE HOUSE
IS ON FIRE,
BECAUSE
IT IS.”**



**Every gun that is made,
every warship launched, every rocket fired
signifies, in the final sense,
a theft from those
who hunger and are not fed,
those who are cold and are not clothed.
This world in arms is not spending money alone.
It is spending the sweat of its laborers,
the genius of its scientists,
the hopes of its children.**



Dwight D. Eisenhower

U.S. MILITARY: LARGEST INSTITUTIONAL CONSUMER OF OIL / EMITTER OF CO2

One of the military's jets, the B-52 Stratofortress, consumes about as much fuel in an hour as the average car driver uses in seven years.



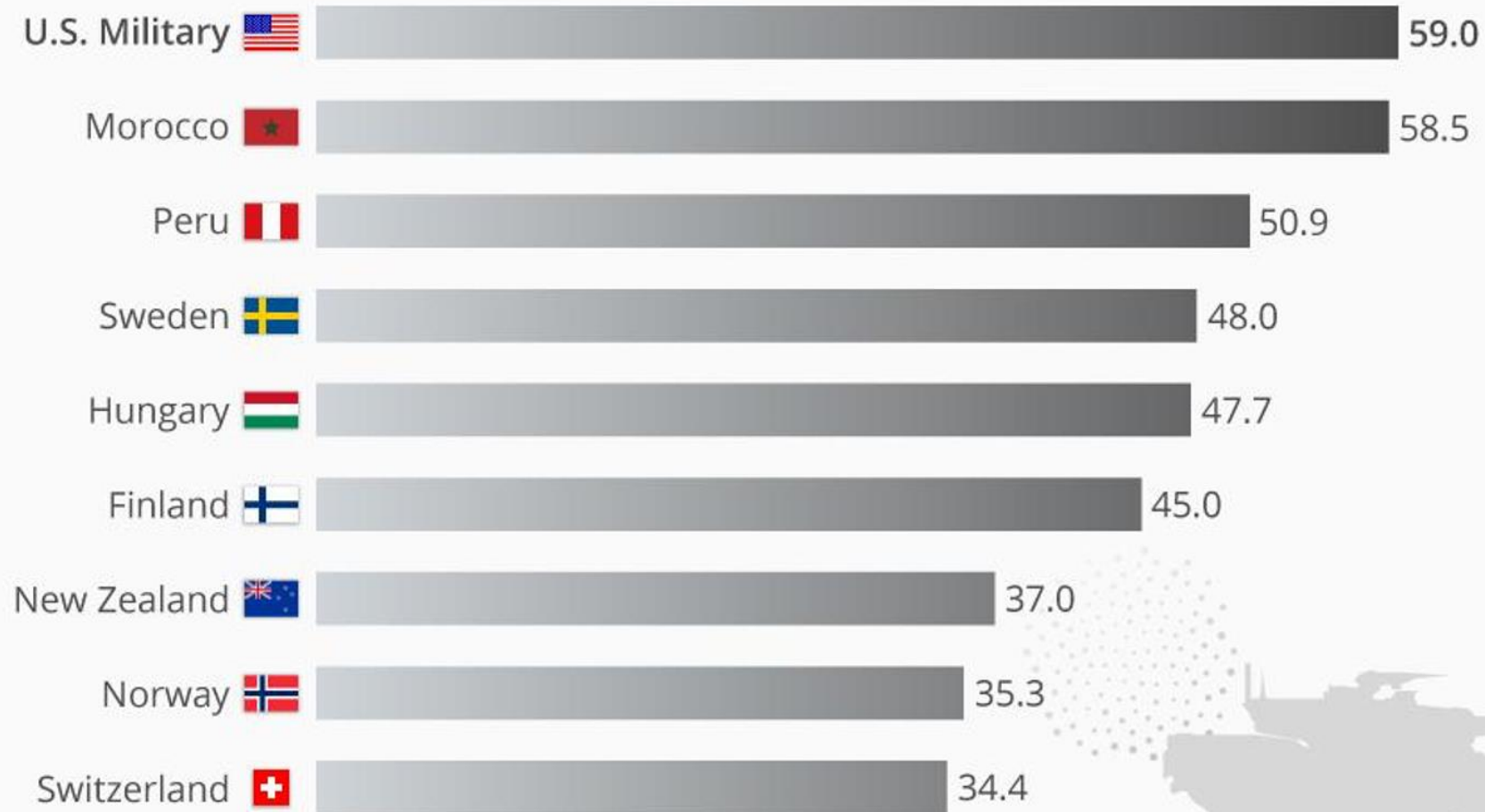
NATIONAL PRIORITIES PROJECT
AT THE INSTITUTE FOR POLICY STUDIES

 Institute for Policy Studies

Source: *The Green Zone: The Environmental Costs of Militarism*

The U.S. Military Emits More CO₂ Than Many Nations

Estimated carbon dioxide emissions in 2017 (million tonnes)



@StatistaCharts

Sources: Brown University, BP Statistical Review of World Energy

Forbes **statista**

VETERANS FOR PEACE CLIMATE CRISIS AND MILITARISM PROJECT



**The U.S. has spent
\$16 trillion on war
in the past two
decades.**



**The cost of shifting our national
power grid to 100% renewable
energy over the next decade is
estimated at \$4.5 trillion.**



**Instead of funding endless wars, we could have
transformed our fossil-fueled energy system,
with money to spare.**

SOURCES OF MILITARY GHG EMISSIONS

- MILITARY R&D, PRODUCTION
- SURVEILLANCE
- WEAPONS TESTING
- TROOP TRAINING
- BASE SUPPLY SUPPORT, DOMESTIC AND OVERSEAS
- CLEAN UP, RECONSTRUCTION
- CONVENTIONAL WARS
- CYBER WARS
- LOW-INTENSITY CONFLICTS
- WEAPONS SALES & ARMS RACES
- WAR GAMES
- MILITARY CONTRACTORS

Other groups calling for reductions



Poor People's Campaign

POOR PEOPLE'S MORAL BUDGET

EVERYBODY HAS THE RIGHT TO LIVE

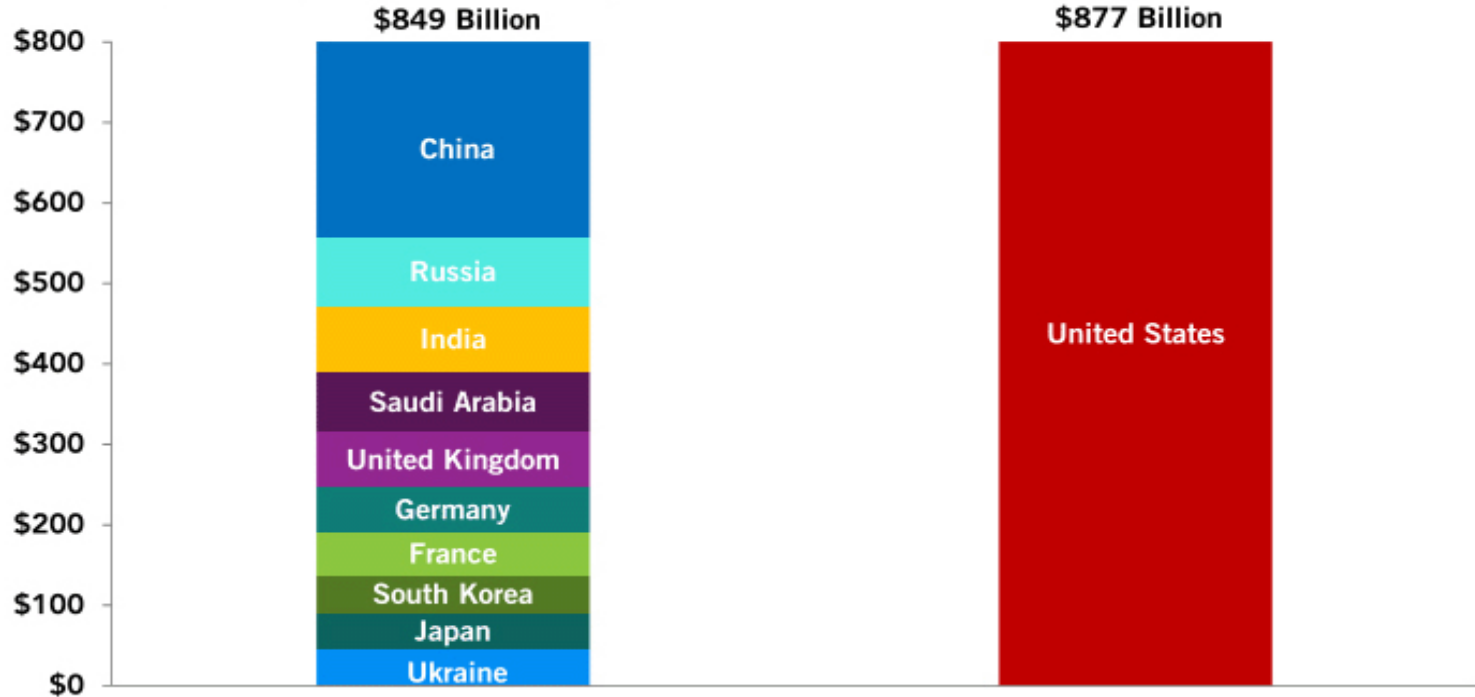
\$350 Billion Reduction

WAR INDUSTRY RESISTERS NETWORK



The United States spends more on defense than the next 10 countries combined

DEFENSE SPENDING (BILLIONS OF DOLLARS)



SOURCE: Stockholm International Peace Research Institute, SIPRI Military Expenditure Database, April 2023.

NOTES: Figures are in U.S. dollars converted from local currencies using market exchange rates. Data for the United States are for fiscal year 2022, which ran from October 1, 2021 through September 30, 2022. Data for the other countries are for calendar year 2022. The source for this chart uses a definition of defense spending that is more broad than budget function 050 and defense discretionary spending.

© 2023 Peter G. Peterson Foundation

PGPF.ORG



**WE ARE STRONGER TOGETHER
LET'S ALIGN OUR PRIORITIES TO BENEFIT PEOPLE**

THANK YOU!



Visit www.veteransforpeace.org/take-action/climatecrisis to learn more!

VETERANS FOR PEACE CLIMATE CRISIS AND MILITARISM PROJECT

