

No MAS! How To Protest a Military Air Show

1



Find an Airshow Near You

Find out the date, time, and location of the air show you want to protest. Check the [Navy Blue Angels 2024 schedule](#) and the [Air Force Thunderbirds 2024 schedule](#).

2



Educate Your Group

Educate your group or coalition on the reasons to protest an airshow by scheduling a [Veterans For Peace Climate Crisis and Militarism presentation](#), watching [this recorded presentation](#), or reviewing the material on [this webpage](#).


3



Develop Your Messaging

Generate a list of reasons why your group or coalition especially wants to protest the military air show - greenhouse gas emissions, waste of our tax dollars, noise pollution, etc. This list will be the basis for your talking points and signs.


4



Build an Organizing Structure

Keep in touch with your coalition partners - weekly calls, in-person meetings, slideshow presentations, etc. Discuss and resolve issues as they come up.

5



Make Art!

Host an art build party to make a banner, signs, props, and any other visuals for your protest. Get creative. Have fun!

No MAS! How To Protest a Military Air Show

6



Scout the Location

Send a team of 2 to scout the location of your protest and report back to the full group. Is it accessible by transit? What's the parking situation? Water, bathrooms, and places to rest, or no? Can you have an info table there? Identify a visible yet "safe" space (as much as possible) for your event.

7



Contact the Media

Prepare and send out a Media Advisory to local media ([tips here](#)). Note: a Media Advisory is what you send out BEFORE the protest to get media to show up at your event. A Press Release is what you send out AFTER the protest. Info on Press Releases [here](#).


8



Assign Roles & Prep

Assign a few key roles amongst your group: greeter, media spokesperson, photographer/videographer, [police liaison](#), etc. Decide as a group how you will handle/respond to hostile remarks or arguments from members of the public. Learn more about your rights in a public protest [here](#).

9



Protest!

Bring the signs, banners, and other art you made, organizational sign-up sheets, earplugs (highly recommended), water, and snacks. Some groups may choose to post or hand out a code of conduct and ask protesters to agree to it.

10



Report Back

Let VFP CCMP and 350.org know how it went! Email us photos of your protest and details (date and location, number of protesters, reaction from public, challenges, satisfactions, etc). We will amplify your protests on social media. We also recommend that you share your report back in emails to members and on your own social media platforms.